



HOW TO FUNDRAISE WITH FACEBOOK

OVERVIEW:

Fundraising has never been more convenient; you can now fundraise through Facebook!

You can set up a dedicated page to share your story, tell others about our mission and build support around a fundraising goal. Friends can donate in just a few taps without leaving Facebook, making it easier to raise funds.

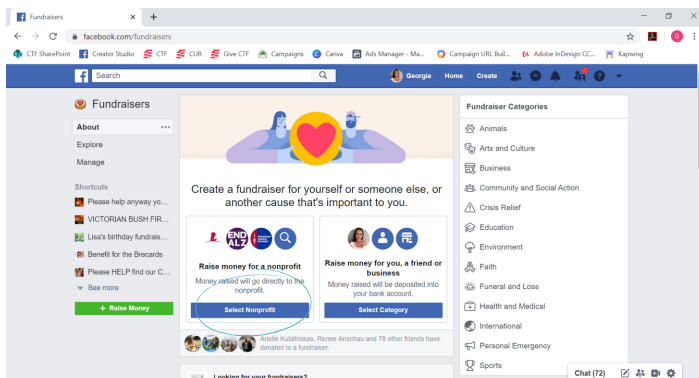
THREE WAYS TO FUNDRAISE ON FACEBOOK:

FUNDRAISER CAMPAIGN

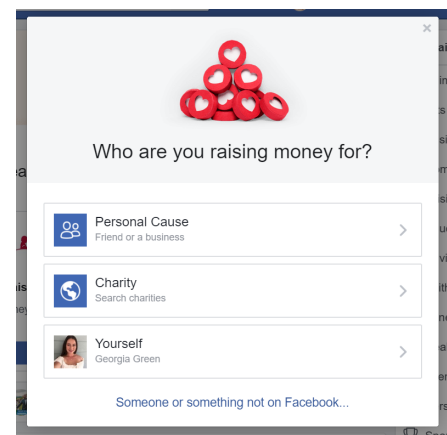
This feature makes it easier for you to share what you're doing as an ongoing fundraising campaign connected to your Facebook page. You will be able to set it up and continuously share it on your feed so your family and friends can simply donate and support you.

HOW TO CREATE A FUNDRAISER FOR THE CHILDREN'S TUMOUR FOUNDATION:


Step 1: Go to www.facebook.com/fundraisers and click 'Raise Money'



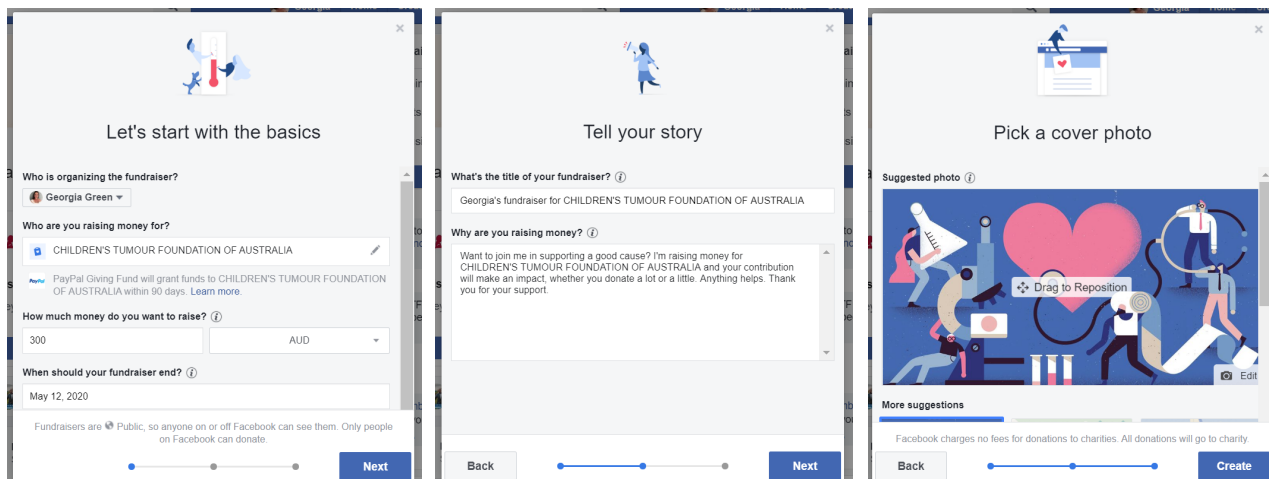
Step 2: Select Charity



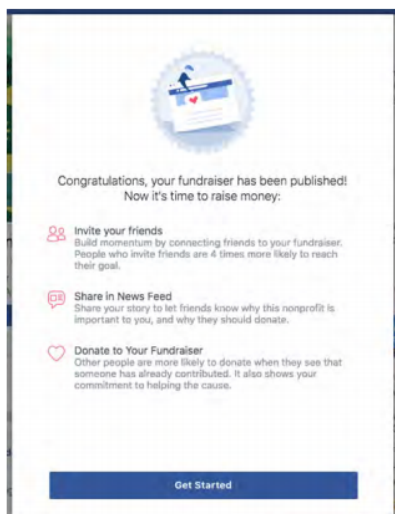
Step 3: Search for & select "CHILDREN'S TUMOUR FOUNDATION OF AUSTRALIA"



Step 4: Select your goal and end date, share your story, and upload a cover photo. Then click CREATE.



Step 6: Get sharing!



Step 7: Be sure to let the CTF team know that you have created a Facebook fundraiser so that we can track your donations and acknowledge your hard work by email us at fundraising@ctf.org.au

Please note that the CTF will receive any funds you raise via Facebook a minimum of 30-60 days later.

We will not receive any information about the donors who have supported your fundraiser.

However, if you have indicated your first and last name in your fundraiser description, then we'll know how much you've raised and can add that to your fundraising tally.


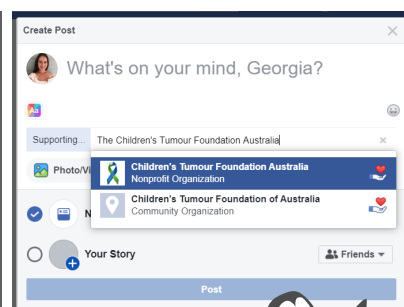
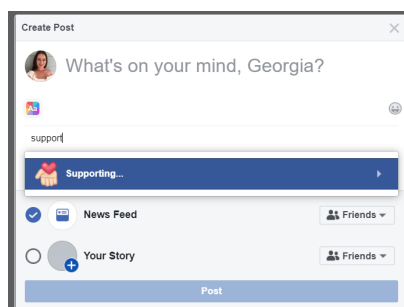
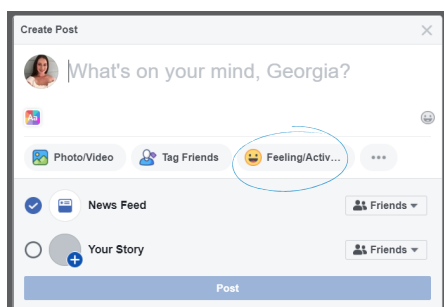
POST WITH A DONATE BUTTON

This feature allows to you easily add a donate button onto any post you make. It takes only a few seconds to do but it can have a huge impact!

Step 1: Click "What's on your mind" and select "Feeling/ Activity"

Step 2: Scroll down and select "Supporting"

Step 3: Search "The Children's Tumour Foundation Australia"



FUNDRAISING DURING FACEBOOK LIVE

Just like a Facebook status, you can add a donate button to your Facebook Live while you're on your phone. To add a donate button to your live video using the Facebook for iOS app:

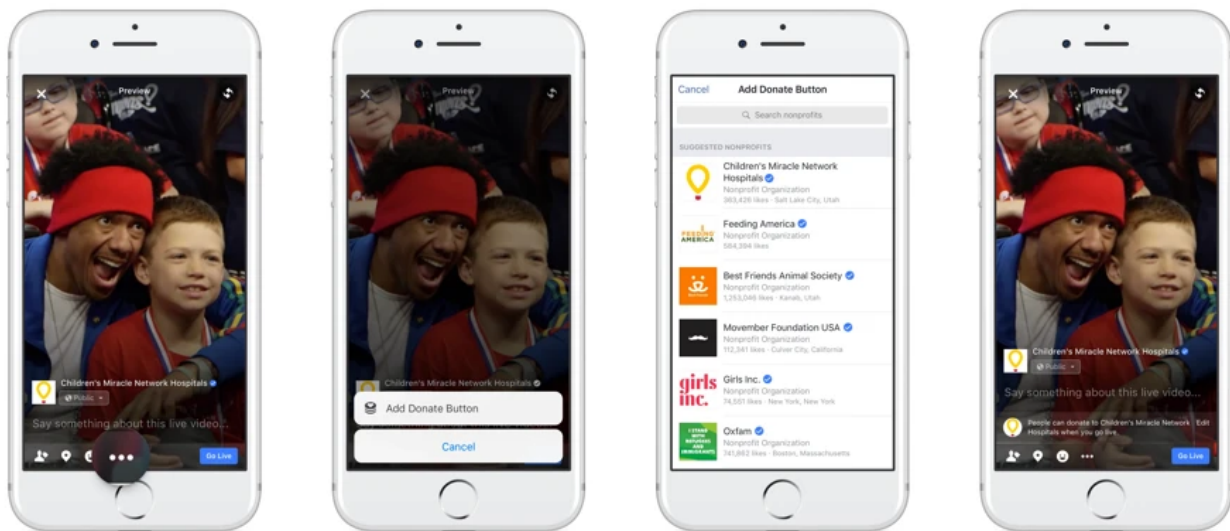
Step 1: Tap "Live" at the top of your Newsfeed

Step 2: Tap the **three dots**

Step 3: Tap "Add Donate Button"

Step 4: Search for "The Children's Tumour Foundation of Australia" and select

Step 5: Tap **Start Live Video**



TUMOURS SHOULD NEVER BE A PERSON'S NORMAL, SO THANK YOU FOR RAISING MONEY FOR THE CHILDREN'S TUMOUR FOUNDATION.

Please Note: The CTF does NOT receive a notification when someone creates a Facebook fundraiser, so please contact us directly at fundraising@ctf.org.au or by direct message on Facebook to let us know you have launched a campaign!

We love to thank our passionate supporters and be able to promote and share their efforts, so please make sure we know how awesome you are!

